



Technical Data

Phonak Baseo Q

Phonak Baseo Q-M (Q15/Q10/Q5) (HE7 680)

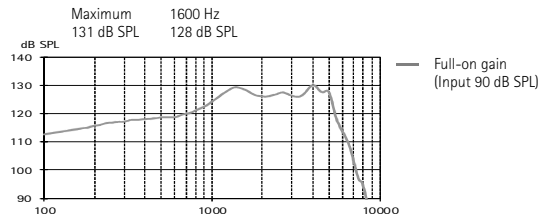
Compact BTE, battery size 13 (for fitting range, product details and available options, please see Product Information or visit www.phonakpro.com).

Unless otherwise specified, all data obtained are measured with the hook type HE7 680 and Phonak Target measurement settings.

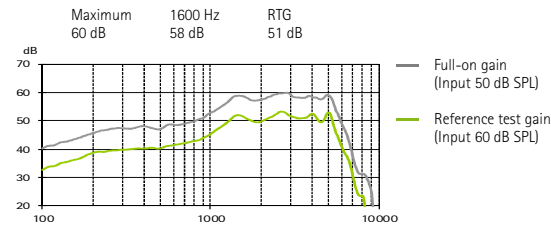
Ear simulator data

EN / IEC 60118 and IEC 60711

Output sound pressure level

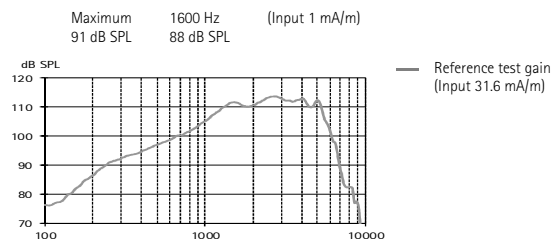


Acoustic gain



Frequency range	<100 Hz – 6800 Hz		
Total harmonic distortion	500 Hz	800 Hz	1600 Hz
	2%	1.5%	1%
Battery current	Quiescent	Working	
	1.1 mA	1.1 mA	
Equivalent input noise level	19 dB SPL		

Induction coil sensitivity*



Dynamic data

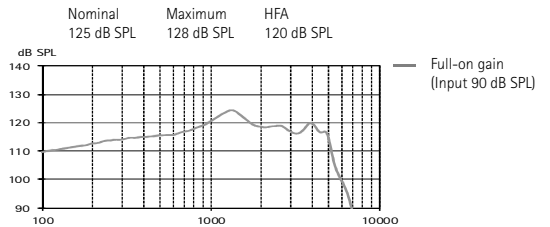
Compression	Attack time	Recovery time
	10 ms	60 ms

Using pure tone measurements with a digital hearing instrument can result in a wavy frequency response. This is an artifact resulting from the use of a narrowband input signal and does not affect the actual performance with naturally occurring broadband input signals.

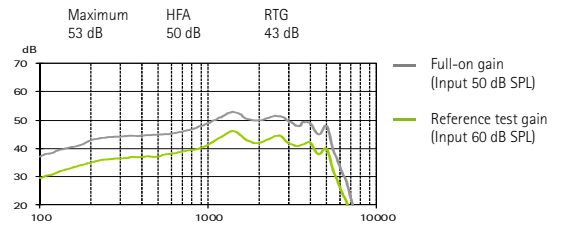
2cm³ coupler data

ANSI S3.22-2009

Output sound pressure level

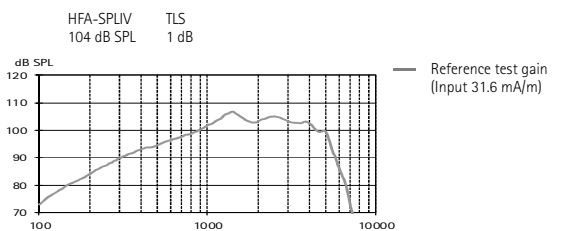


Acoustic gain



Frequency range	<100 Hz – 6800 Hz		
Total harmonic distortion	500 Hz	800 Hz	1600 Hz
	2%	1.5%	1%
Battery current	Quiescent	Working	
	1.1 mA	1.1 mA	
Equivalent input noise level	19 dB SPL		

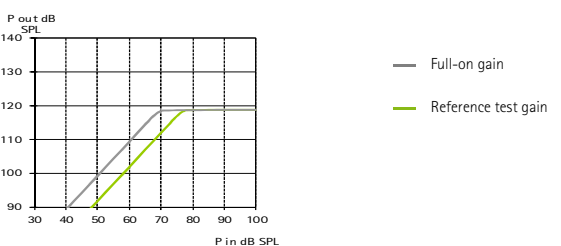
Induction coil sensitivity*



Dynamic data

Compression	Attack time	Recovery time
	10 ms	60 ms

Input / Output characteristics at 2000 Hz



* Available only in Q15 models